


SPACE² XL tuneWHITE

MAGNETIC TRACK SERIES

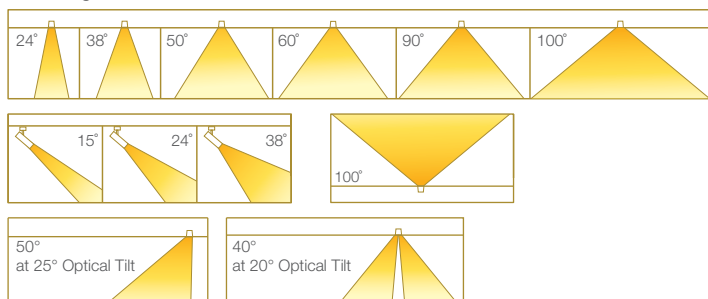
A premium 48V powered extra low voltage magnetic track system with superior aesthetics and built quality. Space2 magnetic track series includes a selection of different luminaires forms that are magnetically attached onto the track and can be flexibly positioned or interchanged at any time for various illumination applications within spaces.




Module Colour Temperature Variation



Beam Angle




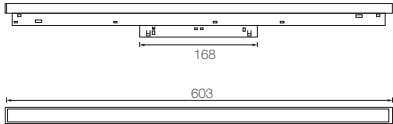
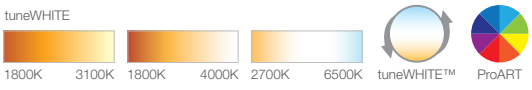




Driver Dimming Variation



SPACE² XL tuneWHITE UPLIGHT FIX

15W MAGNETIC TRACK TUNABLE WHITE LUMINAIRE



AVAILABLE OPTIONS	DIMENSIONS (MM)
<p>FIXTURE COLOUR OPTIONS</p> <p>MATT BLACK RAL9011</p> 	
<p>LED MODULE</p> <p>tuneWHITE</p>  	
<p>DRIVER DIMMING</p>   <p>(DT8) (CSB)</p>	

SPECIFICATIONS

Family Type	Space ² XL Series
Input Voltage	48V DC Constant Voltage
Input Power	15W
Lifetime	50,000 hours (80% lumen maintenance at Ta = 25°C), B10
Beam Angles	100°
Colour Temperatures	tuneWHITE 1800K - 3100K, tuneWHITE 1800K - 4000K, tuneWHITE 2700K - 6500K
CRI	ProART (CRI-95)
SDCM	3 steps MacAdam ellipse binning
Driver (Dimming)	DALI device type 8, CASAMBI
Mains Connection	Magnetic track
Materials	Aluminium, plastic
Fire Safety	VW-1
Flammability Mark	F
Ingress Protection	IP40
Regulatory Markings	CE, CCC, RoHS

PHOTOMETRICS

SPACE² XL tuneWHITE UPLIGHT FIX

Height (m)	E(0°)	Emax (lx)	SPACE ² XL UPLIGHT FIX 15W		Luminous Flux (lm)
			Input Power	CRI	4000K / 6500K
1	100°	439	15W	ProART CRI-95	100°
	Cone Ø 0° (m)	2.33			882
	Cone Ø 90° (m)	1.51			
2	110	110	Data are based on maximum output at highest CCT (4000K / 6500K). 2700K will have a nominal data value of 10% lower than published. 1800K will have a nominal data value of 30% lower than published. Nominal CRI-95, equals to Ra>90-97, R9>50		
	Cone Ø 0° (m)	4.67			
	Cone Ø 90° (m)	3.03			
3	49	49			
	Cone Ø 0° (m)	7.00			
	Cone Ø 90° (m)	4.54			
4	27	27			
	Cone Ø 0° (m)	9.33			
	Cone Ø 90° (m)	6.05			
5	18	18			
	Cone Ø 0° (m)	11.67			
	Cone Ø 90° (m)	7.57			

ORDERING MATRIX CHART

Type	Fixture		LED Module				Driver	
	Angle	Colour	Input Power	Beam Angle	Colour Temp	CRI	Dimming	
SXL-UPLIGHT	FX Fix	MB Matt Black	15 15W	100 100°	TW1831 tuneWHITE 1800K-3100K	PA ProART	DT8 DALI DT8	
					TW1840 tuneWHITE 1800K-4000K			CSB Casambi
					TW2765 tuneWHITE 2700K-6500K			

example: SXL-UPLIGHT.FX.MB.15.100.30.PA.DA